



---

Meniffee

---

**FISCAL YEAR 2016-17**  
**ANNUAL OPERATING BUDGET**

**AGENDA ITEM 12.1 CITY COUNCIL**

**JUNE 15, 2016**



# Introduction

## ● CITY PROFILE



- POPULATION: 89,004
- MEDIAN AGE: 38 YEARS OLD
- AVERAGE HOUSEHOLD INCOME: \$67,318 (UP 14.5%)
- APRIL MEDIAN HOME PRICE: \$307,000\* (UP 1% FROM APRIL 2015)
  - \*SOUTHWEST RIVERSIDE COUNTY REALTOR REPORT, GENE WUNDERLICH, 4/2016
- 2<sup>ND</sup> FASTEST GROWING CITY IN RIVERSIDE COUNTY (2014)
- 6<sup>TH</sup> FASTEST GROWING IN THE STATE (2014)



# Introduction

*“MENIFEE CITY COUNCIL’S PRO-ACTIVE LEADERSHIP & DIRECTION”*



- LEGACY WORKSHOP CONSENSUS PRIORITIES (2015) \*
- 1. ECONOMIC DEVELOPMENT (22 ITEMS)
- 2. PUBLIC SAFETY (16 ITEMS)
- 3. FINANCIAL STABILITY (10 ITEMS)
- 4. PUBLIC FACILITIES MASTER PLAN(S) (15 ITEMS)
- 5. POLICY SETTING (27 ITEMS)



\*COUNCIL SHARED & DISCUSSED ISSUES/PROJECTS BY DISTRICT AT LEGACY WORKSHOP TO PROVIDE STAFF WITH DIRECTION OVER THE NEXT SEVERAL YEARS.

# CITY FUNDING/REVENUE STRUCTURE BY DEPARTMENT

## GENERAL FUND

- ADMIN & GEN SUPPLIES & OVERHEAD
- BUILDING & SAFETY
- CITY CLERK
- CODE ENFORCEMENT
- COMMUNITY SERVICES (ADMIN)
- ECONOMIC DEV
- ENGINEERING
- FINANCE
- FIRE SERVICES
- PLANNING
- POLICE SERVICES

## CFD\*, CSA\*, LLMD\*, DIF\*

### COMMUNITY SERVICES

PROGRAMMING, CIP, STAFFING, OPERATIONS & MAINTENANCE, LIGHTING & LANDSCAPING

## GAS TAX\*, MEAS. A\*, CFD\*, LLMD\*, DIF\*

### PUBLIC WORKS

STREET REPAIR & MAINTENANCE, ROW IMPROVEMENTS, PROJECTS, CIP, STAFFING, OPS. & MAINT., STREET SWEEPING

## DEVELOPMENT FEES

BUILDING & INSPECTION  
ENGINEERING & INSPECTION  
PLANNING & COMMISSION

\*FUNDS CANNOT BE USED FOR POLICE OR FIRE PERSONNEL/CONTRACT COSTS





# FISCAL YEARS 2016-20

## CAPITAL IMPROVEMENT

### PROGRAM



# Capital Improvement Program

Fiscal Years 2016-2020



## • MAJOR INFRASTRUCTURE CAPITAL PROJECTS

- NEWPORT/I215 INTERCHANGE – UNDERWAY
  - MENIFEE RESIDENTS/TRAVELERS SURVIVED MERGE!
  - DRILLING & SOUTHSIDE BRIDGE CONSTRUCTION
- HOLLAND ROAD OVERPASS
  - PLANS COMPLETE
  - DRAFT EIR OUT FOR PUBLIC COMMENT
  - ROW PURCHASE AFTER EIR APPROVED
- BRADLEY BRIDGE PROJECT (OVER SALT CREEK)
  - 50% FINAL DESIGN COMPLETE – WAITING FINAL STUDY BY RCFC
- SCOTT ROAD/I215 INTERCHANGE
  - WORKING W/COUNTY & CALTRANS ON TRAFFIC STUDY & PROJECT PHASING
  - UNDER PS&E REDESIGN OF NEW 6 LANE PHASING DESIGN (NEWPORT-LIKE)
- MCCALL INTERCHANGE IS IN PRELIMINARY DESIGN



# Capital Improvement Program

Fiscal Years 2016-2020



## FUNDING IS MAJOR INFRASTRUCTURE HURDLE!

- SEEKING \$60M IN ALTERNATIVE FINANCING TO SECURE FUNDING NECESSARY TO MOVE ALL PROJECTS FORWARD TO CONSTRUCTION
- THE GOAL IS GET ALL PROJECTS SHELF READY & OBTAIN FINANCING
- LOSS OF VLF, GAS TAX & LACK OF MAJOR CITY-OWNED FACILITIES HINDERS OPPORTUNITIES TO SECURE LONG-TERM DEBT
- HOPE TO HAVE A FINANCING PLAN TO PRESENT TO COUNCIL BY AUGUST 2016





## FULLY FUNDED CAPITAL IMPROVEMENT PROJECTS FOR FY 2016/17

- NEWPORT ROAD WIDENING: HAUN TO BRADLEY \$3.5 MILLION (ROAD IMPACT FEES)
- NEWPORT ROAD OVERLAY BRADLEY TO MURRIETA \$971,000 (MEAS. A/STP GRANT)
- HOLLAND ROAD AND HAUN ROAD INTERSECTION WIDENING \$370,000 (MEAS. A)  
— TO PREPARE FOR THE HOLLAND ROAD OVERPASS PROJECT
- PAVEMENT MANAGEMENT PROGRAM, OVERLAY/CRACK SEAL \$755,000 (MEAS. A)
- GOETZ ROAD SIDEWALK PROJECT \$105,000 (\$60K CDBG AND \$45K CSA 86)
- GOETZ ROAD GUARDRAIL PROJECT \$85,000 (MEAS. A)
- GOETZ ROAD & NORMANDY SLURRY SEAL \$115,000 (MEAS. A)
- PATIO HOMES SLURRY SEAL & SIDEWALK RAMPS \$330,000 (CDBG & MEAS. A)







**FISCAL YEAR 2016-17**  
**ANNUAL OPERATING BUDGET**



# FY16-17 Annual Operating Budget



## CITY MANAGER'S MESSAGE

- RIDING WAVE OF ODD VS. EVEN YEARS
  - 2012/13 (1,662,207)
  - 2013/14 1,356,474
  - 2014/15 (316,085)
  - 2015/16 \*BALANCED PROJECTION\*
  - 2016/2017 (\$2.5M)
  - *SALES TAX & PROPERTY TAX NOT KEEPING PACE W/ANNUAL INCREASES IN PUBLIC SAFETY EXPENSES*
- IN MAY 2016, COUNCIL APPROVED FORMING PUBLIC SAFETY CFD ON NEW HOME DEVELOPMENT  
\$526 p/DU ANNUALLY X 10,000 POSSIBLE NEW HOMES = \$5.26M IN REVENUE SPECIFICALLY FOR PUBLIC SAFETY AND MOVING EXPENSES OFF OF THE GENERAL FUND –  
*STILL NEED TO BRIDGE GAP IN SHORT TERM*



# FY16-17 Annual Operating Budget



## CITY MANAGER'S MESSAGE

- TRUE REVENUE ISSUE, NOT *EXPENSE* ISSUE...
  - LOSS OF VLF THIS FY = \$4,450,200 (\$50 P/CAPITA X 89,004)
  - REDUCED EXPENSES BY \$4.7M (2015) & \$2.3M (2016)
  - INCREASED COST PUBLIC SAFETY (POLICE {7.49%} & FIRE {5%}) FY15/16
  - INCREASED COST OF PUBLIC SAFETY (POLICE {5%} & FIRE {5%}) FY 16/17
  - INCREASED COST OF DOING BUSINESS (CPI, COST OF LIVING)
  - INCREASED PERS RATES/INSURANCE (PARSAC)
- NEED TO SOLVE REVENUE ISSUE OUTSIDE OF LOST VLF UNTIL CALIFORNIA VOTES IN NEW GOVERNOR (2018)
- REVIEWED DEPT. HEAD REQUESTS & GOT GOOD AT SAYING "NO" (AGAIN)  
– *FACT: THIS IS THE 1<sup>ST</sup> YEAR, BRUCE/I GAVE TARGET BUDGET #'S THEN WE REDUCED THEM FURTHER IN ATTEMPT TO BALANCE ...*
- MOVED STAFF TO APPROPRIATE NON-GENERAL FUND COST CENTERS TO ACCURATELY DEPICT ROLE & FUNDING SOURCE (CSD, PUBLIC WORKS & ENGINEERING)

# FY16-17 Annual Operating Budget



## CITY MANAGER'S MESSAGE

- UNTIL CITY CAN CONTROL RISING COST OF PUBLIC SAFETY (WHICH IT CANNOT), MENIFEE NEEDS ALTERNATIVE REVENUE OUTSIDE OF VLF, SALES & PROP TAX & DEVELOPMENT FEES TO SOLVE CONTINUOUS ANNUAL FUTURE BUDGET SHORTFALL – ONLY SO MUCH STAFF CAN CUT EACH BUDGET CYCLE
- IN MAY 2016 DURING POST MID-YEAR BUDGET WORKSHOP, THE CITY MANAGER PROPOSED RESEARCHING REVENUE GENERATING OPTIONS, WHICH CAME IN THE FORM OF PROPOSED BALLOT MEASURES FOR NOVEMBER 2016:
  - 1 CENT SALES TAX – GOOD SUPPORT FROM COMMUNITY POLLING
  - UTILITY USER TAX – NO SUPPORT FROM COMMUNITY POLLING
  - COMMUNITY FACILITIES DISTRICT ASSESSMENT FOR PUBLIC SAFETY ON NEW HOUSING DEVELOPMENTS
- THE CITY COUNCIL RESPONDED BY AUTHORIZING THE CITY MANAGER TO MOVE FORWARD TO HIRE A CONSULTANT TO PERFORM COMMUNITY POLLING
- A COMPREHENSIVE REPORT WAS DELIVERED BY THE CITY'S CONSULTANT, FM3, AT JUNE 1, 2016 CITY COUNCIL MEETING

# FY15-16 Annual Operating Budget



## CITY MANAGER'S MESSAGE

- FOCUSED & AGGRESSIVE ECONOMIC DEVELOPMENT OVER THE PAST 3 YEARS HAS IMPROVED OUR RETAIL/COMMERCIAL POSITION IN THE REGION
  - MENIFEE IS UNDER CONSTRUCTION EVERYWHERE & SALES TAX REVENUES ARE UP, AS WELL AS DEVELOPMENT FEE REVENUE
  - STILL NOT ABLE TO MEET THE DEMANDS OF INCREASING PUBLIC SAFETY EXPENSES
    - 12% INCREASE IN 16% OF REVENUE DOES NOT COMPARE TO 12% INCREASE IN 64% OF EXPENSE
- WELCOMED SIGNIFICANT CONTRIBUTORS TO SALES TAX REVENUE GENERATION BY CULTIVATING RELATIONSHIPS & MARKET THE CITY AT BOTH ICSC ANNUAL SHOWS IN SAN DIEGO/LAS VEGAS
- LAST YEAR, MENIFEE WELCOMED ITS FIRST BREWING COMPANY TASTING ROOM WITH THE OPENING OF MASON JAR BREWING COMPANY! – NOW EXPANDING!
- LAST YEAR, MENIFEE WELCOMED ITS FIRST LIGHT INDUSTRIAL DEVELOPMENT COMMERCE POINT (ZEIDERS RD.) – NEW OPPORTUNITIES TO BRING JOBS

# FY16-17 Annual Operating Budget



## CITY MANAGER'S MESSAGE

- SEVERAL NEW RETAIL/COMMERCIAL CENTERS APPROVED IN FY2014/15 & OPEN OR UNDER CONSTRUCTION:
  - APPLEBEE'S, 5 GUYS BURGERS/FRIES, FLAMEBROILER – **OPEN!**
  - AMERICA'S TIRE STORE (HAUN RD.) – **OPEN!**
  - AM/PM & CARWASH (NEWPORT/MENIFEE) – **OPEN!**
  - O'REILLY AUTO PARTS – **OPEN!**
  - INTERNATIONAL AUTO CRAFTERS (HAUN RD.) – **ALMOST COMPLETE!**
  - TOWN CENTER MARKETPLACE (HAUN/NEWPORT):  
ALDI'S GROCERY, PARTY CITY, ACTIVE RIDE SHOP, BUFFALO WILD WINGS, SONIC, EL POLLO LOCO, WABA GRILL, JIMMY JOHN'S, RUBIO'S, THE HABIT BURGER, KRISPY KREME & MORE! – **GETTING CLOSE TO OPENING!**
  - STATER BROTHERS SHOPPING CENTER (NEWPORT/MENIFEE) FEATURING BLUE RIBBON MARKET, SEVERAL OUT BUILDINGS – **GRADING!**

**RETAIL / COMMERCIAL  
DEVELOPMENT PROVIDES  
AMENITIES THAT KEEP SALES  
TAX IN MENIFEE!**

# FY16-17 Annual Operating Budget City Manager's Message



- Reductions by Department to date:
  - Development (*Planning & Economic Development*)
    - Kaiser/Marsten Study (Cherry Hills Plaza) Phase I = \$60,000
    - Business Park Plan Phase I = \$60,000
    - Enhanced Infrastructure Finance District Plan Phase I = \$60,000
    - McCall Medical Corridor Plan = \$60,000
    - Reduce Menifee Matters to 2x per year = \$18,700
    - Military Banner Program = \$25,000
    - Small Bus. Dev. Center B3 Program = \$13,000
    - Drafting of the Zoning Code = \$70,000
    - \$366,700**
  - Administrative Services Department
    - IT Technician = \$110,000
    - Front Desk Office Assistant = \$80,000
    - Legislative Management Software (Clerk) = \$24,900
    - \$214,000**
  - Finance
    - Account Technician = **\$125,000**
  - City Manager's Office Admin Analyst = **\$125,000**

# FY16-17 Annual Operating Budget



## City Manager's Message

- Reductions by Department to date:
  - Code Enforcement Division
    - Code Enforcement Officer \$100,000
  - Public Works Department
    - Land Development Engineer \$175,000
  - Non-Departmental
    - General Supplies = \$50,000

***Total Project/Staff Requests Removed from Budget = \$1,155,700***



# **FY16-17 Annual Operating Budget**

## **CITY MANAGER'S MESSAGE: RECAP/SUMMARY**



- SALES TAX \$7M & INCREASING: MENIFEE IS THE SLEEPING GIANT!
- CURRENT/FUTURE DEVELOPMENT REVENUE MUST CONVERT TO PROPERTY TAX/SALES TAX REVENUE
- LOST VLF HURTS GF/LOST GAS TAX HURTS INFRASTRUCTURE/PUBLIC WORKS: NO OTHER CITY DOES WHAT WE DO WITH 4 PUBLIC WORKS GUYS IN 46 SQ. MI.!
- INCREASED COST OF PUBLIC SAFETY HURTS GF
- INFRASTRUCTURE DEVELOPMENT FINANCING OPTIONS HURT BY GF LOSSES
- \$4.7M REDUCED 2015/16 IN GF HURT STAFF & PROGRAMS TO COMMUNITY / REDUCED ANOTHER \$2.3M FROM \$4.8M 2016/17 HURTS MORE ...
  - TOOK FROM STAFF, STILL HAVE NEEDS TO BE MET (STAFF, PUBLIC SAFETY, STREETS, TRAFFIC, INFRASTRUCTURE, SIDEWALKS, ETC.), CONTINUE TO DO MORE W/ EVEN LESS THAN BEFORE – STAFF IS AMAZING!
- DEVELOPMENT = INCREDIBLE, POPULATION = EXPLODING, NEED MORE STAFF, MORE POLICE OFFICERS & NEED TO SOLVE TRAFFIC ISSUES & FIX ROADS TO KEEP UP
- COMMUNITY SUPPORT HAS BEEN UNBELIEVABLE – PEOPLE LOVE MENIFEE
- **REVENUE GENERATION IS OUR KEY LEGACY ITEM!**

# FY16-17 Annual Operating Budget



## WHERE DOES YOUR PROPERTY TAX DOLLAR GO?



SCHOOLS DISTRICTS  
\$0.59

RIVERSIDE COUNTY  
\$0.12


SPECIAL DISTRICTS  
\$0.16

CITY OF  
MENIFEE  
\$0.13

\$0.06+  
Goes to  
GF

---

\$0.06+  
Goes to  
Fire  
Fund



# FY16-17 Annual Operating Budget



## PROPERTY TAX REVENUES

ASSESSED VALUE OF ONE SFR	\$	300,000
AD VALOREM TAX RATE		X 1.0%
	\$	<u>3,000</u>

		<u>TAX RATE</u>
SCHOOL	\$ 1,761	58.70%
COUNTY	\$ 359	11.96%
SPECIAL DISTRICTS	\$ 493	16.44%
<b>CITY OF MENIFEE</b>	<b>\$ 387</b>	<b>12.90%</b>
TOTAL DISTRIBUTION OF PROPERTY TAX	\$ <u>3,000</u>	<u>100.00%</u>

# FY16-17 Annual Operating Budget

## SALES AND USE TAX 8.0% OR 9.0%(?)

BASE STATE SALES TAX	6.50%
BRADLEY-BURNS (LOCAL TAX)	1.00%
RCTC - MEASURE A	0.50%
<b>TOTAL SALES TAX</b>	<b>8.00%</b>



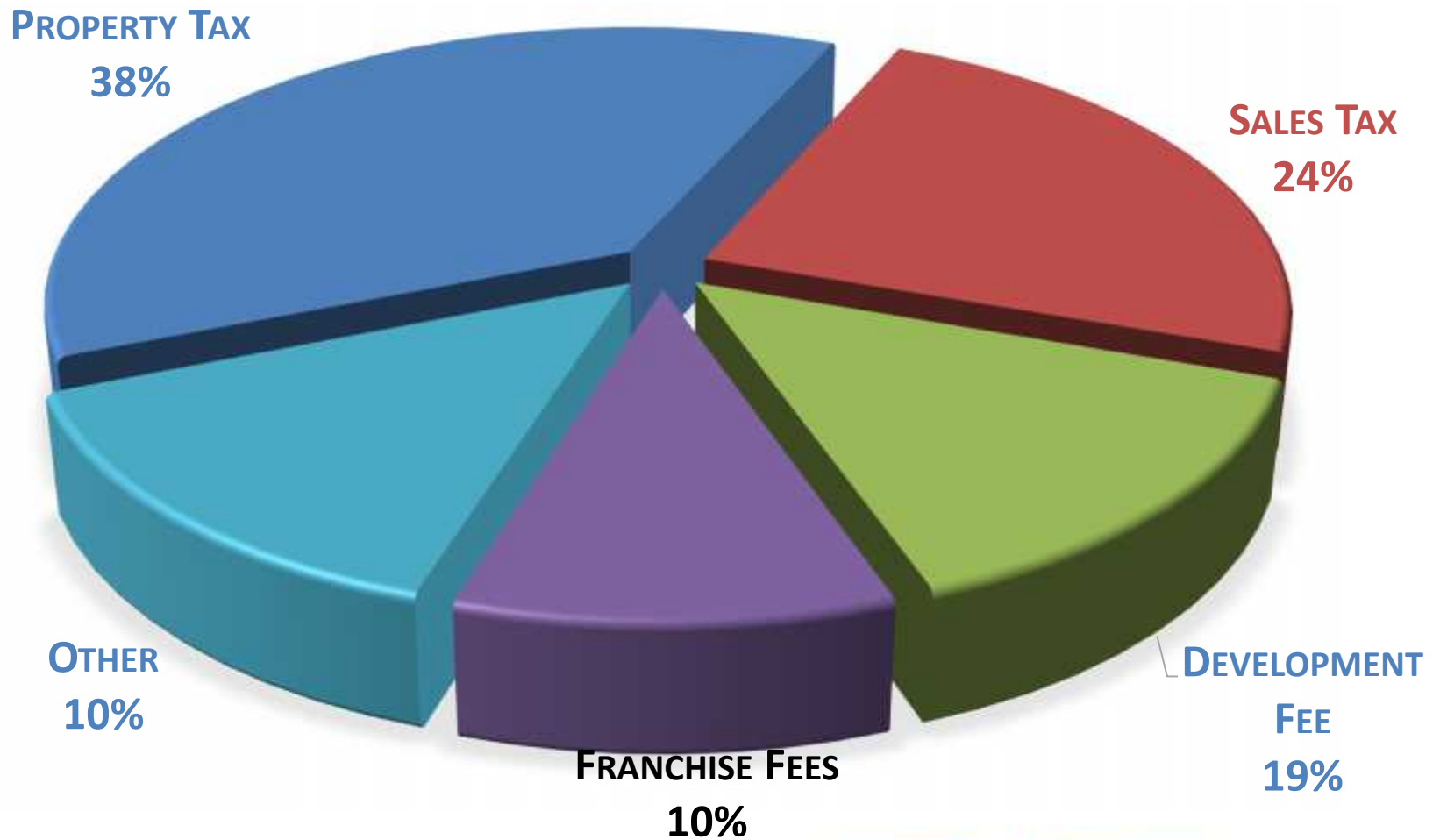
- 700,000 PEOPLE W/IN 15 MILES OF HAUN/NEWPORT
- 85,000 CARS/DAY ON I215
- 56,000 VT/DAY NEWPORT

	<u>PRICE</u>	<u>SALES TAX</u>	<u>MENIFEE'S CURRENT SHARE</u>	<u>ADDITIONAL 1% SALES TAX</u>
NEW CAR	\$ 38,500.00	\$ 3,080.00	\$ 385.00	\$ 770.00
GOLF CLUBS	\$ 385.00	\$ 30.80	\$ 3.85	\$ 7.70
SIT DOWN DINNER	\$ 70.00	\$ 5.60	\$ 0.70	\$ 1.40
NEW SHOES	\$ 50.00	\$ 4.00	\$ 0.50	\$ 1.00
PIZZA/BEER	\$ 40.00	\$ 3.20	\$ 0.40	\$ 0.80
<b>BREAKFAST</b>				
BURRITO / COFFEE	\$ 8.60	\$ 0.69	\$ 0.09	\$ 0.18
GRANDE COFFEE	\$ 3.85	\$ 0.31	\$ 0.04	\$ 0.08
<b>HAPPY MEAL –</b>				
McNUGGETS (4)	\$ 3.29	\$ 0.26	\$ 0.03	\$ 0.06

# FY16-17 Annual Operating Budget



## GENERAL FUND REVENUES



# FY16-17 Annual Operating Budget

## GENERAL FUND REVENUES



	FY 2015/16	FY 2016/17	PERCENTAGE	PERCENTAGE
	<u>BUDGET</u>	<u>PROPOSED</u>	<u>CHANGE</u>	<u>OF TOTAL</u>
PROPERTY TAX	\$ 10,601,000	\$ 11,063,000	4.4%	38%
SALES TAX	7,000,000	7,000,000	0.0%	24%
DEVELOPMENT FEE	5,600,000	5,625,000	0.4%	19%
FRANCHISE FEES	3,500,000	3,000,000	-14.3%	10%
CO. AUGMENTATION	1,021,342	1,051,982	3.0%	4%
OTHER	3,188,466	1,640,391	-48.6%	6%
<b>TOTAL</b>	<b>\$ 30,910,808</b>	<b>\$ 29,380,373</b>	<b>-5.0%</b>	<b>100%</b>

# FY16-17 Annual Operating Budget

## GENERAL FUND OTHER REVENUES

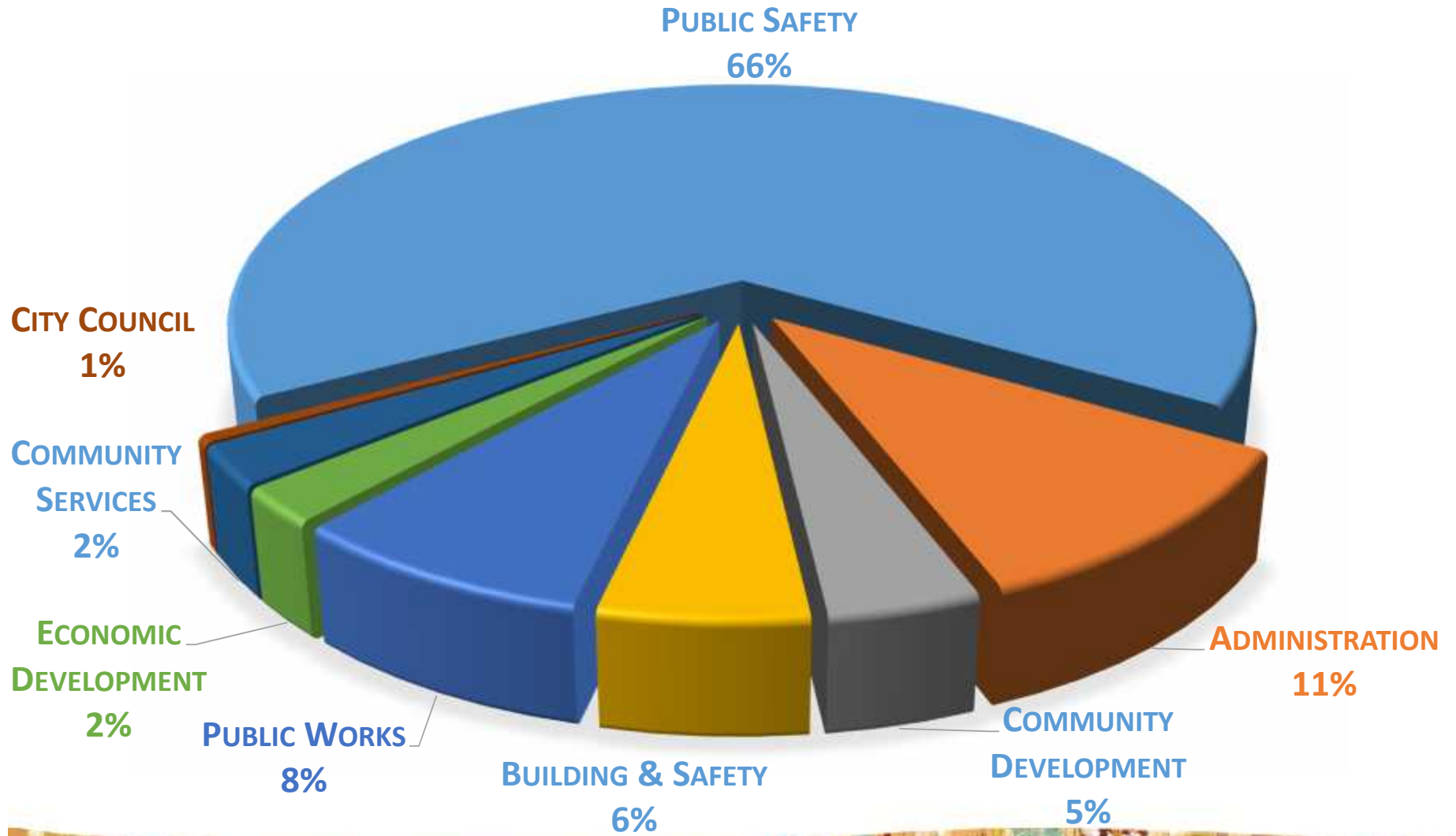


	FY 2014/15	FY 2015/16	FY 2015/16	FY 2016/17	PERCENTAGE
	<u>ACTUAL</u>	<u>YTD ACTUAL</u>	<u>BUDGET</u>	<u>PROPOSED</u>	<u>CHANGE</u>
TRANSIENT OCCUPANCY TAX	\$ 190,972	\$ 157,526	\$ 175,000	\$ 175,000	0.0%
PARKS & RECREATION	117,178	163,265	213,600	163,000	-23.7%
REAL PROP TRANSFER TAX	409,003	326,088	350,000	350,000	0.0%
BUSINESS LICENSE	108,565	107,288	100,000	100,000	0.0%
CODE ENFORCE FINES	246,782	242,382	211,200	206,500	-2.2%
LAW ENFORCE FINES	149,634	101,975	136,000	126,000	-7.4%
COUNTY LOAN REPAY	-	-	1,057,615	-	-100.0%
OTHER MISC. REVS	1,559,961	912,701	945,051	519,891	-45.0%
<b>TOTAL OTHER REVS</b>	<b>\$ 2,782,095</b>	<b>\$ 2,011,225</b>	<b>\$ 3,188,466</b>	<b>\$ 1,640,391</b>	<b>-48.6%</b>

# FY16-17 Annual Operating Budget



## GENERAL FUND EXPENDITURES

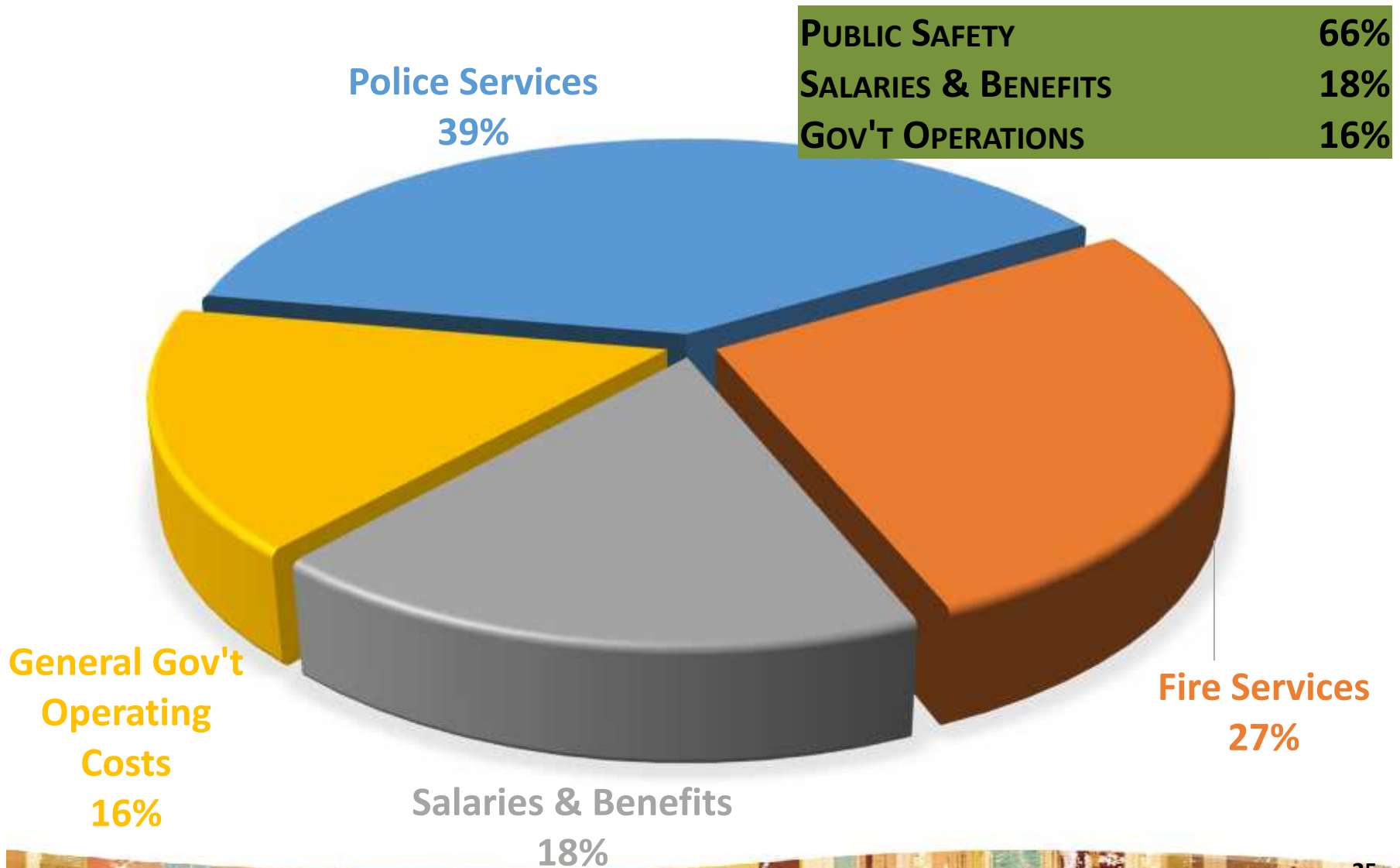




# FY16-17 Annual Operating Budget



## HOW MENIFEE SPENDS GENERAL FUND DOLLARS



# FY16-17 Annual Operating Budget



## COST OF PUBLIC SAFETY

	FY 2015/16 BUDGET	FY 2016/17 BUDGET	PERCENTAGE CHANGE
POLICE	\$ 11,430,641	\$ <b>12,265,157</b>	7.30%
FIRE	\$ 8,330,768	\$ <b>8,742,000</b>	4.94%
<b>TOTAL</b>	\$ 19,761,409	\$ <b>21,007,157</b>	6.30%

Police Services Contract Rates		
Fiscal Year	Rate	% Change
2008-09	\$ 117.30	4.92%
2009-10	\$ 121.97	3.98%
2010-11	\$ 125.37	2.79%
2011-12	\$ 126.74	1.09%
2012-13	\$ 132.69	4.69%
2013-14	\$ 139.29	4.97%
2014-15	\$ 149.09	7.04%
2015-16	\$ 160.22	7.47%
<b>2016-17</b>	<b>\$ 169.83</b>	<b>6.00%</b>

	ACTUAL FY 2011/12	ACTUAL FY 2012/13	ACTUAL FY 2013/14	ACTUAL FY 2014/15	BUDGET FY 2015/16	BUDGET FY 2016/17
POLICE SERVICES	\$7,431,449	\$7,670,413	\$8,244,121	\$9,324,207	\$10,578,660	<b>\$11,336,923</b>
PERCENTAGE INCREASE		3.2%	7.5%	13.1%	13.5%	<b>7.2%</b>
FIRE SERVICES	\$6,645,254	\$6,719,289	\$7,192,562	\$8,008,817	\$8,331,999	<b>\$8,728,000</b>
PERCENTAGE INCREASE		1.1%	7.0%	11.3%	4.0%	<b>4.8%</b>

# FY16-17 Annual Operating Budget



## GENERAL FUND EXPENDITURES

	FY 2015/16		FY 2016/17		PERCENTAGE	
	<u>BUDGET</u>		<u>PROPOSED</u>		<u>CHANGE</u>	
PUBLIC SAFETY	\$	19,761,409	\$	21,007,157	6.3%	\$1,245,748
ADMINISTRATION		3,528,576		3,377,253	-4.3%	(\$685,958)
COMMUNITY DEV		1,828,279		1,596,421	-12.7%	
BUILDING & SAFETY		1,771,907		1,717,733	-3.1%	
PUBLIC WORKS		2,972,374		2,407,589	-19.0%	
ECONOMIC DEV		462,800		722,549	56.1%	
COMMUNITY SERVICES		737,563		790,270	7.1%	
CITY COUNCIL		172,635		176,361	2.2%	
<b>TOTAL</b>	<b>\$</b>	<b>31,235,543</b>	<b>\$</b>	<b>31,795,333</b>	<b>1.8%</b>	

## FY16-17 Annual Operating Budget



### GENERAL FUND SUMMARY

### FY 2016/17 PROPOSED OPERATING BUDGET

TOTAL ESTIMATED REVENUES	\$	29,380,373
LESS OPERATING EXPENDITURES	\$	(31,795,333)
<hr/>		
OPERATING DEFICIT	\$	(2,414,960)*

**\*VLF REVENUE OF \$4,450,000 BASED ON 89,004 POPULATION  
WOULD PRODUCE A BUDGET SURPLUS OF \$2,035,240**

# FY16-17 Annual Operating Budget



- SPECIAL THANK YOU:
  - BRUCE FOLTZ, FINANCE DIRECTOR
  - WENDY WELCH, FINANCE MANAGER
  - FINANCE DEPARTMENT TEAM THAT ASSISTED DEPARTMENTS IN PREPARING BUDGET SUBMITTALS (ANN-MARIE ETIENNE, ESMERALDA TORRES, LORI MATLEY)
    - HUGE UNDERTAKING WITH 5 STAFF ...
- FINALLY, A HEARTFELT APPRECIATION TO ALL DEPARTMENT HEADS AND CITY STAFF TEAM ... THEY WILL DO MORE WITH LESS ... AGAIN ... & CONTINUE TO WILLINGLY SERVE & BUILD THIS COMMUNITY ...

## FY16-17 Annual Operating Budget



# GENERAL FUND SUMMARY

## FY 2016/17 PROPOSED OPERATING BUDGET

TOTAL ESTIMATED REVENUES	\$	29,380,373
LESS OPERATING EXPENDITURES	\$	(31,795,333)
OPERATING DEFICIT	\$	(2,414,960)*

**\*VLF REVENUE OF \$4,450,000 BASED ON 89,004 POPULATION  
WOULD PRODUCE A BUDGET SURPLUS OF \$2,035,240**

**STAFF'S RECOMMENDATION IS THAT THE CITY COUNCIL APPROVE  
THE BUDGET AS PRESENTED - USING \$2,414,960 FROM  
UNALLOCATED BUDGET RESERVES - TO BALANCE THE  
GENERAL FUND OPERATING BUDGET FOR FY 2016/17**