



All exterior labels are required to be plastic or metal engraved or etched placards unless noted otherwise.


Interior locations can have stickers.

These labels are the minimum that are required.

This labeling diagram is for AC PV systems with micro inverters

MAIN PANEL

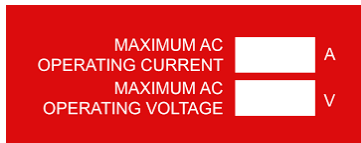
Directory Placard: 705.10 - Shall be installed at each equipment location and at the location(s) of the system disconnect(s) and the layout must match the field conditions and the approved plans.



There is no color requirement for this placard.

This placard is to provide information as to where the array is located for first responders and to show the location of any load centers or other disconnection devices.

Voltage and Amperage Placard: 690.54 - This placard must be installed on the front of the main panel. The information indicates the AC system voltage which should always be 240V and the amperage should be the amps from the back feed of the solar breaker. This information can be found on the single line diagram. There is no color requirement for this placard.



AC Disconnect Placard: 690.13 (b) - This placard shall be installed on the front of the main panel and at any AC disconnects. It is required to identify all sources of AC disconnects. There is no color requirement for this placard. **This placard can have any wording indicating it as a disconnect.**



Dual Power Source Placard: 705.12(b)(2)(3)(c) - This placard shall be installed on the distribution equipment. It is to warn someone that there is more than one source of current feeding the main panel.



There is no color requirement for this placard.



MAIN PANEL - INTERIOR

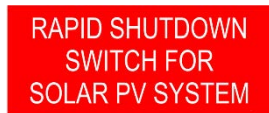
Warning to not relocate the PV breaker: 705.12(d) (2) (3) (b) - This label is required to be installed next to the PV circuit breaker in the main panel. It is to warn that the device cannot be move from its location due to the bus bar rating requirements.



There is no color requirement for this label.

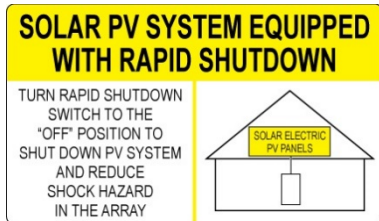
EXTERIOR LOCATION

Required at all rapid shut down rapid switches: 690.56(c)(3) - This label must be **reflective**.



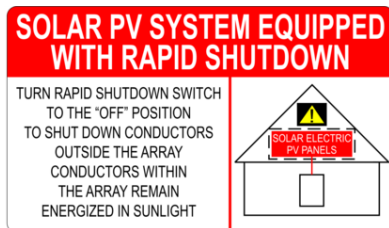
The color can only be red with white text. The text must be a minimum of 3/8" tall. This label shall be installed no more than 3' feet from the switch.

Rapid shut down 690.56(c)(1) Shall be required for a PV system that shuts down the array and all conductors leaving the array.



This label shall be installed no more than 3' feet from the service disconnecting means.

Rapid shut down 690.56(c)(1) Shall be required for a PV system that only shuts down conductors leaving the array.



This label shall be installed no more than 3' feet from the service disconnecting means.

Free to use code books are available from the State of California Building Standards commission at:

<https://www.dgs.ca.gov/BSC/Codes>