

## City of Menifee

Menifee is located 80 miles southeast of Los Angeles in the southwest portion of Riverside County. Incorporated on October 1, 2008, as Riverside County's 26th city, the City of Menifee, California, includes the communities of Menifee, Sun City, Quail Valley and portions of Romoland. Current population is 82,292 as of May 1, 2013.

## Government

The City of Menifee is a General Law city that operates under the Council-Manager form of city government. Since incorporation in 2008, the City has been governed by a five-member Council. Beginning in 2012, the voters will elect City Council members by District for four year terms, with a Mayor elected "at-large" for a two year term. The City Council holds regular public meetings on the first and third Tuesday of each month.

Incorporated	October 1, 2008
Incorporated Area	46.6 sq. miles
Population (2013)	82,292
Median Age	38.3
Per Capita Income (2013)	\$21,574
Median Home Price (2013)	\$190,000
Assessed Valuation	\$6.7 Billion
Gross Sales Tax Receipts	\$5.4 Million

## Menifee City Officials

Scott Mann, Mayor

Wallace Edgerton, Deputy Mayor

Greg August, Councilmember

John Denver, Councilmember

Tom Fuhrman, Councilmember

Robert A. Johnson, Interim City Manager

Terri Willoughby, Finance Director

Please visit the City's website at [cityofmenifee.us](http://cityofmenifee.us) for the up-to-date information and upcoming events.



29714 Haun Road  
Menifee, CA 92586  
Phone: 951-672-6777

# CITY OF MENIFEE FY 2013-14 BUDGET

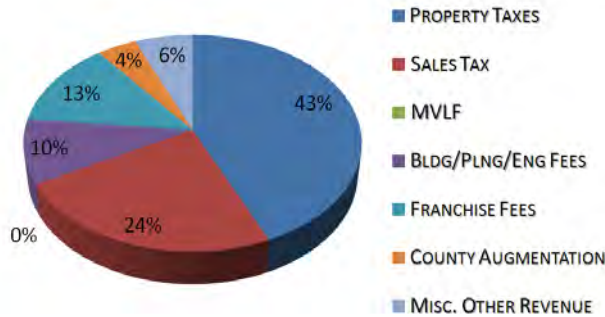


## BUDGET IN BRIEF

# FY 2013-14 Adopted General Fund Budget

## Resources

"Where the Money Comes From"



### General Fund Resources

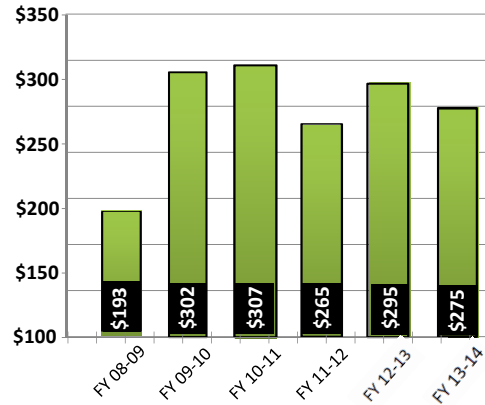
	<b>FY 13-14 Adopted</b>
Property Tax	<b>\$9,813,506</b>
Sales Tax	<b>5,363,130</b>
Bldg / Plng / Eng Fees	<b>2,167,508</b>
Franchise Fees	<b>2,920,788</b>
County Augmentation	<b>962,712</b>
Misc. Other Revenue	<b>1,405,415</b>

**TOTAL RESOURCES** **\$22,633,059**

### Top 25 Sales Tax Producers

Ahern Rentals	Menifee Shell
Apru	Michael's Arts & Crafts
Arco AM/PM	Richardsons Auto & RV
Best Buy	Rite Aid
BJs Restaurant	Ross
Chervon	Stater Bros
Circle K	Sun City Chervon
Euramax International	Target
Kohls	Tillys
Living Spaces Furniture	TJ Maxx
McDonalds	Verizon Wireless
Menifee Car Wash	Walgreens
Menifee Mart	

Cost Per Capita **General Fund Expenditures Per Capita**  
CPI Adjusted (baseline of December 31, 2012)



### Menifee Quick Facts

CPI adjusted per capita General Fund spending is at \$275 per available data

Riverside County's 8th most populous city

72% of the General Fund budget is dedicated to Public Safety

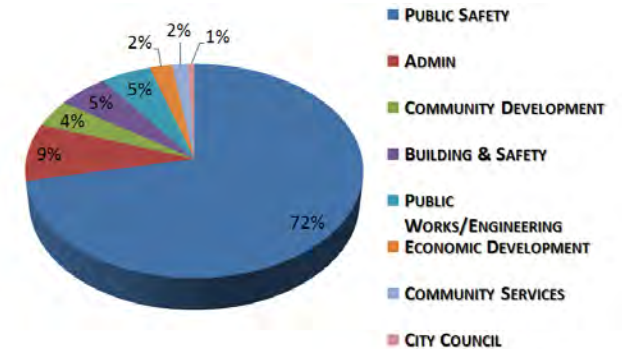
Continuing to provide programs and services to the City's youngest, oldest and most vulnerable populations

Sales Tax — Menifee receives 1¢ of every taxable retail sale dollar spent in the City

Property Tax — Menifee receives an estimated 13¢ of every dollar of property tax, which includes general and structural fire taxes

## Appropriations

"Where the Money Goes"



### Operating Appropriations

	<b>FY 13-14 Adopted</b>
Public Safety	<b>\$16,229,642</b>
Administration	<b>1,959,925</b>
Community Development	<b>945,684</b>
Building and Safety	<b>1,205,717</b>
Public Works/Engineering	<b>1,212,760</b>
Economic Development	<b>544,027</b>
Community Services	<b>379,248</b>
City Council	<b>156,056</b>

**TOTAL OPERATING EXPENSES** **\$22,633,059**

Capital One Time Expenditures **630,090**

**TOTAL APPROPRIATIONS** **\$23,263,149**

### Capital Improvement Program

Capital appropriations total \$6 million in significant non-routine capital infrastructure improvements for new projects in FY 2013-14. This funds Year 1 of the City's 5-Year Capital Improvement Program.